

Analgesic effects of treatments for non-specific low back pain: a meta-analysis of placebo-controlled randomized trials

L. A. C. Machado¹, S. J. Kamper¹, R. D. Herbert¹, C. G. Maher¹ and J. H. McAuley²

Objective. Estimates of treatment effects reported in placebo-controlled randomized trials are less subject to bias than those estimates provided by other study designs. The objective of this meta-analysis was to estimate the analgesic effects of treatments for non-specific low back pain reported in placebo-controlled randomized trials.

Methods. Medline, Embase, Cinahl, PsychInfo and Cochrane Central Register of Controlled Trials databases were searched for eligible trials from earliest records to November 2006. Continuous pain outcomes were converted to a common 0–100 scale and pooled using a random effects model.

Results. A total of 76 trials reporting on 34 treatments were included. Fifty percent of the investigated treatments had statistically significant effects, but for most the effects were small or moderate: 47% had point estimates of effects of <10 points on the 100-point scale, 38% had point estimates from 10 to 20 points and 15% had point estimates of >20 points. Treatments reported to have large effects (>20 points) had been investigated only in a single trial.

Conclusions. This meta-analysis revealed that the analgesic effects of many treatments for non-specific low back pain are small and that they do not differ in populations with acute or chronic symptoms.

KEY WORDS: Meta-analysis, Randomized-controlled trial, Treatment efficacy, Low back pain, Placebo effect.

Introduction

Low back pain is a highly prevalent health problem that is associated with enormous costs worldwide [1–3]. In developed countries, episodes of back pain are a leading cause of work absence, accounting for over 25% of all conditions involving days away from work [4, 5]. About 90% of the patients with low back pain will receive the diagnosis ‘non-specific low back pain’ (NSLBP), a term that signifies that no specific pathology or disease process has been identified by the clinician. Although pain improves rapidly in the first month with a typical episode of NSLBP, low levels of pain may continue for many months [6].

The number of studies investigating the effects of treatments for patients with NSLBP has increased dramatically in the past decade. Some of these studies compare outcomes in a treated group with outcomes of a group that is given placebo treatment or sham treatment. The use of a placebo is generally considered to be a good design feature because it controls for placebo effects and, more generally, for changes in patient behaviour caused by knowledge of allocation [7]. The provision of a placebo may also enable better control of other sources of bias in clinical trials, such as measurement bias, treatment non-compliance and loss to follow-up [7, 8].

The ability of placebos to control for bias in clinical research is closely linked to the facilitation of blinding [9]. In a recent meta-epidemiological study, the lack of blinding was associated with a 25% over-estimation of treatment effects when these effects were measured in terms of subjective outcomes, such as pain [odds ratio (OR) 0.75; 95% CI 0.61, 0.93] [10]. Thus, at least from an explanatory perspective, placebo-controlled trials may provide the least biased estimates of the analgesic effects of treatments.

To our knowledge there have not been any systematic reviews focusing on the analgesic effects of treatments estimated by placebo-controlled trials on NSLBP. Thus, we performed a

systematic review and meta-analysis of placebo-controlled randomized trials investigating the effects of treatments for NSLBP.

Methods

Selection of studies

The electronic databases Medline, Embase, Cinahl, PsychInfo and the Cochrane Central Register of Controlled Trials were searched from the earliest record to November 2006 for placebo-controlled randomized trials of treatments for NSLBP. Our search strategy followed the recommendations of the Cochrane Back Review Group [11]. The results were combined with the terms ‘placebo’, ‘sham’, ‘attention-control’ or ‘minimal intervention’. We also searched cited references of relevant trial reports and reviews for potentially eligible studies.

Eligible studies were randomized controlled trials comparing treatments for NSLBP against placebo. To be included, they must have reported a continuous measure of pain. Studies in which participants presented with radicular syndrome, cauda equina syndrome, infection, neoplasm, fracture, inflammatory disease, pregnancy or spinal surgery in the past 12 months were excluded, as were primary prevention studies. Trials in which the placebo intervention was a contemporary treatment (e.g. an educational booklet) were excluded.

Data extraction

Two independent reviewers extracted data using a standard form. A third reviewer extracted data for non-English studies. Trial quality was assessed using the PEDro scale [12], an 11-item quality checklist. The full scale criteria can be viewed at http://www.pedro.fhs.usyd.edu.au/scale_item.html. Disagreements were resolved by discussion and consensus. Trials were included in the analysis regardless of their quality ratings. Data on continuous pain outcomes are often reported at several time points. We chose to extract data from the first assessment after the end of the therapy. This timing was decided *a priori* because it was considered the time-point where the largest analgesic effects would be observed.

For simplicity, trials comparing multiple treatments of diverse nature against the same placebo had each of their comparisons treated as an individual trial. However, when a single trial

¹The George Institute for International Health and ²Faculty of Health Sciences, The University of Sydney, Sydney, Australia.

Submitted 30 June 2008; revised version accepted 20 November 2008.

Correspondence to: C. G. Maher, The George Institute for International Health, PO Box M201, Missenden Rd, Sydney, NSW 2050, Australia.
E-mail: cmaher@george.org.au

compared more than one treatment of the same type (e.g. different dosages of the same drug) to the same placebo group, only one comparison per trial was entered into any analysis. In that case, the preferred studies were those in which the experimental group consisted of a single treatment as opposed to combinations of treatments. If there was more than one group receiving single treatments, one was selected at random.

Data analysis

Where necessary, pain scores were re-scaled to a 0- to 100-point scale. For each trial, wherever possible, the size of the treatment effect was estimated by subtracting the mean pain in the treatment group from the mean pain in the control group. Methods described in the Cochrane Handbook [13] were used to calculate the variance of the estimate. Where there were insufficient data, the s.d. for assessments at baseline or the pooled s.d. of trials reporting on the same intervention was used [14]. The same procedure was used in one trial reporting implausible s.d.s [15].

Where more than one trial estimated the effect of a particular treatment, a random effects model was used to obtain a pooled estimate of the effect (weighted mean difference, WMD) of that treatment. We used MIX (version 1.6) for the analyses [16].

A pre-specified secondary analysis was performed to evaluate the efficacy of treatments in populations with distinct duration of symptoms. Acute symptoms were defined as those present for <6 weeks, sub-acute symptoms as those present from 6 weeks to 3 months, and chronic symptoms as those present for over 3 months [17]. Trials not reporting the duration of the symptoms, or having a mix of patients with acute and chronic symptoms, were not included in the secondary analysis. To judge the magnitude of treatment effects (represented by the absolute differences between experimental and placebo groups at follow-up), we used the definitions of the American College of Physicians and the American Pain Society, as follows: large treatment effect (>20 points), moderate treatment effect (10–20 points) and small treatment effect (<10 points) [18].

Results

Selection of studies

Figure 1 describes the process of study selection. A total of 1031 papers were identified by the search strategy and screened for eligibility, of which 946 failed to meet the inclusion criteria. In 21 studies the reason for ineligibility was that the trial employed a placebo that is a contemporary treatment for NSLBP [19–39]. Table 1 lists the treatments used as placebos in these trials. Of the 85 eligible trials, 9 were excluded from the analysis because they provided insufficient data to estimate treatment effects [40–48]. Thus, 76 trials reporting on 34 different treatments were included in the analysis [15, 49–123].

Characteristics of studies

Table 2 describes the characteristics of the included trials. From the 76 trials included, 81 comparisons against placebo were considered. Muscle relaxants were tested in the largest number of trials (nine trials), while NSAIDs were tested on the largest number of participants (1349 participants). Trial quality was highly variable; individual items of the quality checklist are described in the Appendix (see supplementary data available at *Rheumatology* Online). Two trials investigating the effects of exercise [68] and spinal manipulative therapy (SMT) [115] scored ≤ 3 points on the PEDro scale, a score that has been considered the cut-off for low-quality trials in previous reviews [124, 125].

In 10 trials, the treatment under investigation was delivered in addition to baseline care provided to both the experimental and the placebo groups. Baseline treatments included exercise programmes [82, 103, 104, 107, 121], heat therapy [90], NSAIDs [85],

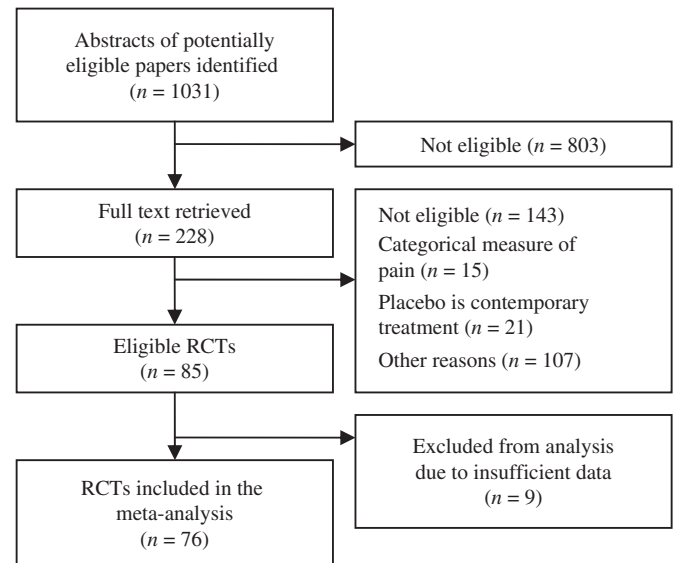


FIG. 1. Selection of studies for inclusion.

TABLE 1. Contemporary treatments referred to as placebo treatments in trials of treatment of low back pain

Study	Placebo treatment
Atkinson <i>et al.</i> [19]	Diphenhydramine tablets
Bergquist-Ullman and Larsson [20]	Lowest intensity SWD
Brinkhaus <i>et al.</i> [21]	Superficial needling at non-acupuncture points
Brizzi <i>et al.</i> [22]	Drug-free hydroelectrophoresis
Cherkin <i>et al.</i> [23]	Educational booklet
Faas <i>et al.</i> [24]	Lowest intensity US and usual care
Geisser <i>et al.</i> [25]	'Non-specific' exercises
Ginsberg and Famaey [26]	Massage with placebo ointment
Glaser <i>et al.</i> [27]	TENS and exercises
Goldby <i>et al.</i> [28]	Educational booklet and back school
Leibing <i>et al.</i> [29]	Superficial needling at non-acupuncture points and physiotherapy
Licciardone <i>et al.</i> [30]	Exercises and simulated osteopathic techniques
Mendelson <i>et al.</i> [31]	Superficial needling at non-acupuncture points
Molsberger <i>et al.</i> [32]	Superficial needling at non-acupuncture points and usual care
Ongley <i>et al.</i> [33]	Low-dose lignocaine injection, non-forceful manipulation, exercises and diazepam
Sator-Katzenschlager <i>et al.</i> [34]	Acupuncture needling without electrical stimulation
Sherry <i>et al.</i> [35]	TENS
Snook <i>et al.</i> [36]	'Ineffective' exercises
Triano <i>et al.</i> [37]	Education by didactic presentation and information sheet
Waagen <i>et al.</i> [38]	Low-force spinal manipulation and soft-tissue massage
Weiner <i>et al.</i> [39]	Acupuncture needling without electrical stimulation and physiotherapy

SWD: shortwave diathermy; US: ultrasound; TENS: transcutaneous electrical nerve stimulation.

pragmatic physiotherapy [62, 64] and the provision of educational material [52]. Concurrent therapies were allowed in 36 trials, which were mostly rescue medication or the continuation of previous treatment regimens. Because of the different duration of treatments, we had to use various time-points for data extraction, which ranged from 5 min after the intervention in a trial of neuroreflexotherapy to 52 weeks after intervention in a trial of intradiscal steroid injections (ISIs) (Table 2).

Analgesic efficacy

Seventeen of the investigated treatments (50%) had statistically significant effects compared with placebo (Fig. 2). Point estimates of the effects were small for 16 treatments (colchicine,

TABLE 2. Characteristics of included trials

Treatment	Number of trials ^a	Sample size ^b	Duration of symptoms (n trials)	Baseline care provided (n trials)	Concurrent therapy (n trials)	Time-point for data extraction, mean, weeks
Acupuncture	4	149	Chronic (3) Not reported (1)	1	1	3.3
Analgesics	3	748	Chronic (3)	0	3	9.6
Anti-convulsants	1	96	Chronic (1)	0	0	10.0
Anti-depressants	4	217	Chronic (4)	0	3	7.3
ATP	1	161	Acute (1)	0	1	4.3
Back school	1	26	Chronic (1)	0	0	10.0
Behavioural therapies	2	34	Chronic (2)	1	0	6.1
Colchicine	1	15	Acute (1)	1	0	12.0
Electroacupuncture	1	25	Chronic (1)	0	0	2.0
Exercise	3	204	Mixed (3)	0	0	4.0
Facet injections	3	257	Chronic (3)	0	1	1.3
Heat wrap therapy	2	255	Acute (2)	0	0	1.1
Herbal medicines	4	705	Chronic (4)	0	2	3.0
Immunoglobulins	1	41	Acute (1)	0	0	2.0
Infrared	1	38	Chronic (1)	0	1	7.0
ISIs	1	116	Chronic (1)	0	0	52.0
Laser	2	76	Chronic (2)	1	1	4.0
Magnets	1	36	Chronic (1)	0	0	3.0
Massage	1	51	Mixed (1)	0	0	4.0
Muscle relaxants	9	820	Acute (8) Chronic (1)	2	5	1.3
Nerve blocks	1	17	Chronic (1)	0	0	2.0
Neuroreflexotherapy	1	70	Chronic (1)	0	1	0.0
NMDA antagonists	1	43	Chronic (1)	0	1	8.0
NSAIDs	7	1349	Acute (3) Chronic (4)	0	4	5.9
Physiotherapy	1	120	Mixed (1)	0	0	4.0
Prolotherapy	3	263	Chronic (3)	1	2	12.6
PTIT	3	139	Chronic (3)	2	2	18.6
Radiotherapy	1	32	Chronic (1)	0	0	6.0
RF denervation	4	223	Chronic (4)	0	2	7.0
Shortwave	1	65	Chronic (1)	0	1	4.0
SMT	6	247	Acute (4) Chronic (1) Mixed (1)	0	3	1.5
TENS	4	178	Acute (2) Chronic (2)	1	0	1.5
Traction	1	150	Chronic (1)	0	1	5.0
Vitamin B12	1	60	Chronic (1)	0	1	2.0

^aNumber of comparisons against placebo. ^bTotal number of participants in the experimental and placebo groups for whom data were available at the time-point for data extraction. ATP: adenosine triphosphate; ISIs: Intradiscal steroid injections; NMDA: N-methyl-D-aspartate; PTIT: percutaneous thermocoagulation intradiscal techniques; RF: radiofrequency; SMT: Spinal manipulative therapy; TENS: transcutaneous electrical nerve stimulation.

N-methyl-D-aspartate antagonists, shortwave, ISIs, percutaneous thermocoagulation intradiscal techniques, radiotherapy, traction, physiotherapy, prolotherapy, exercise, anti-depressants, behavioural, adenosine triphosphate, SMT, NSAIDs and magnets), moderate for 13 treatments (analgesics, radiofrequency denervation, herbal medicines, facet injections, laser, massage, muscle relaxants, anti-convulsants, back school, nerve blocks, transcutaneous electrical nerve stimulation, heat wrap therapy and acupuncture) and large for five treatments (neuroreflexotherapy, vitamin B12, infrared, immunoglobulins and electroacupuncture). However, with the possible exception of heat wrap therapy, the CIs about moderate estimates were not narrow enough to rule out small effects. Additionally, all five large estimates were based on just one small- or moderate-sized study. A *post hoc* analysis excluding the two low-quality trials [68, 115] produced even smaller analgesic effects for both exercise (pooled effect -1.7 ; 95% CI $-8.2, 4.8$) and SMT (pooled effect -1.4 ; 95% CI $-9.4, 6.6$).

We sought to determine if the effects of treatment, compared with placebo, varied with the duration of symptoms (acute, sub-acute or chronic). There were no studies reporting exclusively on sub-acute NSLBP, so trials having a mix of patients with acute and sub-acute symptoms (<3 months) or with sub-acute and chronic symptoms (>6 weeks) were treated in our secondary analysis as acute or chronic NSLBP, respectively (Table 2). Figure 3 shows the analgesic efficacy, compared with placebo, of four treatments investigated in both acute and chronic populations. There was no evidence of substantial differences in effects between these populations.

Discussion

A meta-analysis of 76 placebo-controlled randomized trials revealed that the analgesic effects of many treatments for

NSLBP are small. Large effects were only observed in single small trials. Additionally, treatment effects do not differ in populations with acute or chronic NSLBP.

Interestingly, treatment recommendations from recent clinical guidelines do not align with the results of this meta-analysis. For example, five of the treatments recommended in the 2007 guideline of the American Pain Society (anti-depressants, SMT, exercise, acupuncture, behavioural therapies) [18] were shown in this review to be not more effective than placebo. Inconsistencies like these are not surprising because, unlike our approach, guideline committees also consider the results from trials with a no-treatment control and trials comparing two active treatments when providing their recommendations. The findings of these latter types of trials (known as pragmatic trials) are generally considered more useful for clinicians because their design replicates more closely what happens in everyday clinical practice. However, in some pragmatic trials the interpretation of findings may be more difficult than in placebo-controlled trials. For example, a null result in a trial comparing two active treatments of unknown efficacy, often observed in the NSLBP literature, may mean that the treatments are equally effective or equally ineffective since they may not be superior to a placebo.

During the conduct of the present meta-analysis, another study with a similar aim was published by Keller *et al.* [126]. Despite the similar aims of the two meta-analyses, their methods and execution were fundamentally different. First, the search in the Keller review was less comprehensive than ours: the review did not include trials reporting on 27 treatments included in our review, including some commonly prescribed treatments for NSLBP, such as analgesics and anti-depressants. Second, the Keller review included trials with a no-treatment control, rather than restricting the analysis to trials with a placebo control. Trials with a no-treatment control have a higher risk of bias and so may

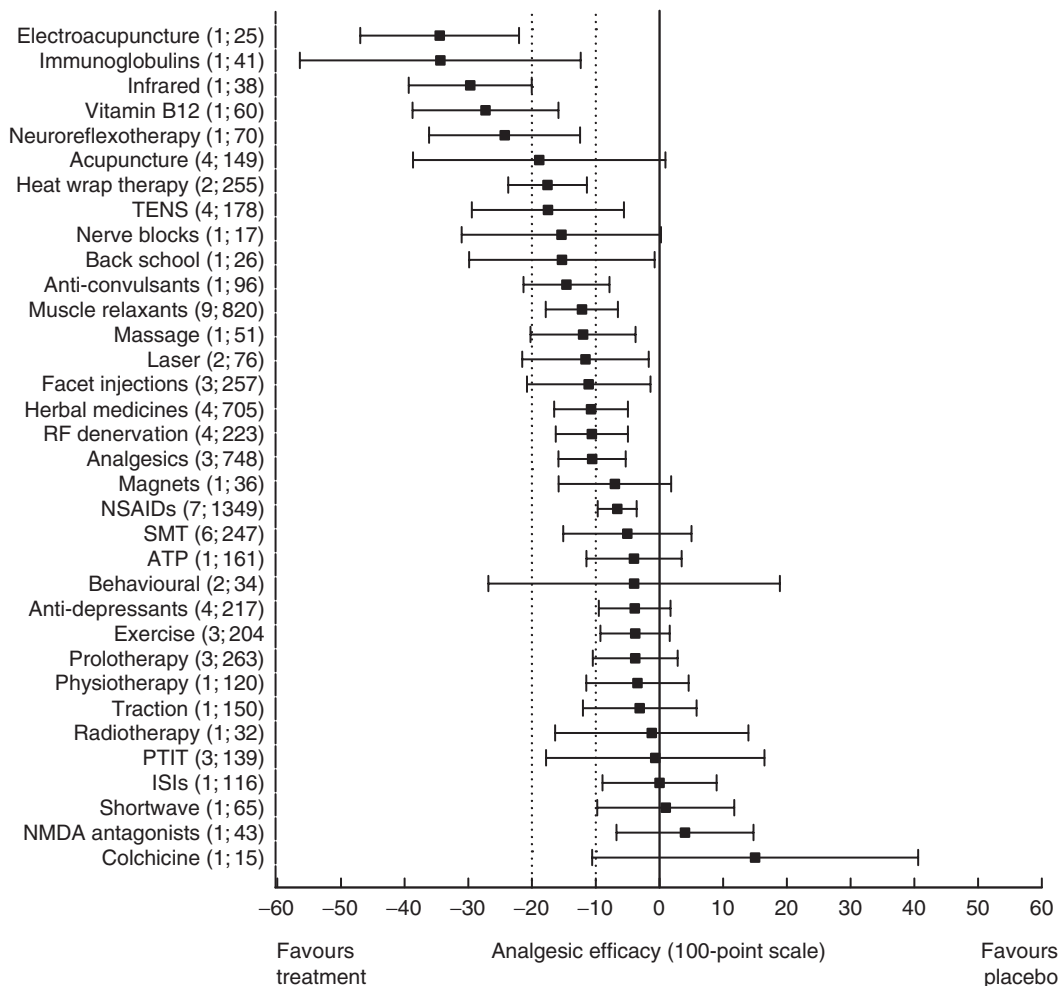


FIG. 2. Analgesic efficacy of treatments for NSLBP of any duration. Squares represent pooled estimates of random effects (multiple trials) or means (single trials). Error bars are 95% CIs. Negative values favour treatment. In parentheses: number of trials; total number of participants. The dotted lines define the magnitude of effects: large (>20 U); moderate ($10-20$ U); small (<20 U). ATP: adenosine triphosphate; ISIs: Intradiscal steroid injections; NMDA: *N*-methyl-D-aspartate. PTIT: percutaneous thermocoagulation intradiscal techniques; RF: radiofrequency; SMT: Spinal manipulative therapy; TENS: transcutaneous electrical nerve stimulation;

provide overly optimistic estimates of treatment effects. Given these differences, we believe the present meta-analysis provides a more robust evaluation of the analgesic effects of treatments for NSLBP.

Despite the greater control of bias provided by the use of a placebo control in clinical trials, the use of placebos in trials evaluating non-pharmaceutical treatments for NSLBP has been contentious. Much of the debate does not relate to ethical issues, but to problems encountered during the design of proper placebos for these trials. The distinction between placebo effects and specific treatment effects may be ill-defined in trials of non-pharmaceutical treatments. This problem arises, in part, because there is often not a clear understanding of the mechanisms underlying some non-pharmaceutical treatments [127]. Thus, the selection of a placebo for these trials generally requires considerable thought to ensure that the placebo intervention does not share some of the specific therapeutic components of the experimental intervention. This issue is more of a concern when placebos are designed to resemble the experimental intervention [124].

In some placebo-controlled trials, the placebo treatment is actually used in clinical practice as a treatment. Examples are educational booklets [23, 28], massage [26] and exercises [25, 27, 36]. In this meta-analysis, we excluded trials using a placebo consisting of a contemporary treatment. We took this approach to minimize the possibility of under-estimation of treatment effects.

The opposite problem can also arise in placebo-controlled trials: some placebos may lack credibility, which could cause an over-estimation of treatment effects. Unfortunately, trial reports usually contain insufficient information to judge whether this is a problem [124], so we could not exclude trials using placebos that are not credible. As a consequence it is possible that our estimates of the effects of treatments were exaggerated. It would seem unlikely, therefore, that our finding of small effects of treatments for NSLBP is due to the inadequate design of placebo in placebo-controlled trials.

Some authors have argued that the small effects of treatments for acute NSLBP are a consequence of the favourable natural history of acute NSLBP. The theory is that, at the conclusion of treatment in trials, control groups have improved substantially and so there is not 'room' for large treatment effects. To evaluate this argument we examined the baseline and follow-up scores from the acute trials included in the present meta-analysis. Three trials [64, 73, 85] did not report sufficient baseline data and were not considered. In 18 trials [49, 72, 78, 84, 86-91, 95-97, 114, 115, 117, 120, 121] mean pain levels at baseline were 62.1 (s.d. 16.5) points in the treatment group and 61.5 (s.d. 15.9) points in the placebo group. At follow-up mean pain levels were 29.5 (s.d. 13.2) points in the treatment group and 39.6 (s.d. 17.1) points in the placebo group. This indicates that there is scope for treatment effects (i.e. mean between-group differences) as large as 40 points to be

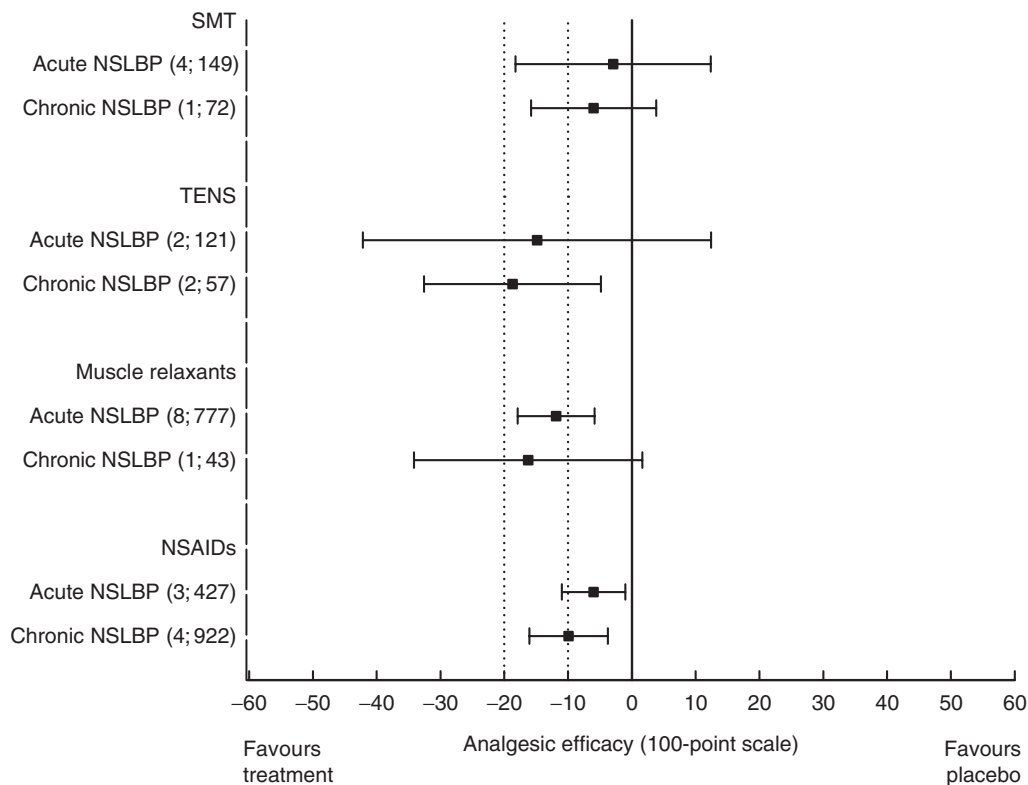


FIG. 3. Analgesic efficacy, compared with placebo, of treatments for acute and chronic non-specific low back pain. Squares represent pooled estimates of random effects (multiple trials) or means (single trials). Error bars are 95% CIs. Negative values favour treatment. In parentheses: number of trials; total number of participants. SMT: Spinal manipulative therapy. TENS: transcutaneous electrical nerve stimulation.

demonstrated in trials of NSLBP. Thus, the theory that there is no 'room' for trials to show large effects of treatments for acute NSLBP does not seem consistent with the data. Given the mean baseline pain observed in the present meta-analysis, on average, a 10-point difference in pain between treatment and placebo groups is equivalent to a 16% difference between groups in improvement of pain from baseline.

Another argument used to explain the small treatment effects found in the NSLBP literature is that most trial samples are conducted on samples from clinically heterogeneous populations. It is possible that specific treatments have large treatment effects on specific subgroups of patients with NSLBP [128, 129]. However, the evidence of a differential response of identifiable subgroups in the NSLBP literature is contradictory, as some authors report a differential response of subgroups [130–132] whereas others do not [133, 134].

The small effects found in this meta-analysis might also be attributed to the choice of outcome measure; i.e. reduction in pain. It could be argued that pain is not the most appropriate outcome to make a judgement on the efficacy of treatments that are designed to improve other outcomes, such as function or quality of life. However, we feel it is unlikely that an examination of other outcomes would produce meaningfully different conclusions to those in the current meta-analysis because, in previous reviews, pain has consistently shown larger responses to treatment than other outcomes for NSLBP [126, 135]. For example, in a previous meta-analysis on the effects of exercise therapy [135], the pooled effect of exercise for chronic NSLBP was, at short-term follow-up, 7.3 points on a 100-point scale (95% CI 3.7, 10.9) for pain outcomes, and only 2.5 points on a 100-point scale (95% CI 1.0, 3.9) for functional outcomes. A similar pattern was observed for intermediate- and long-term follow-ups [135].

Our meta-analysis has a number of strengths. First, this is the first meta-analysis to provide the estimates of true treatment effects

of all treatments for NSLBP that have been tested against placebo. We used a comprehensive search strategy to identify potentially eligible trials, in contrast to other reviews that used previously published systematic reviews as the primary source of data [126, 136, 137]. Additionally, we excluded placebo-controlled trials in which the choice of placebo was inappropriate. One potential limitation of the present meta-analysis is the investigation of just one outcome. The outcome of pain was chosen because pain relief is ranked by patients as one of the most important components for the satisfactory management of low back pain and it is often the original motivation for seeking care from a health practitioner [138], and because most interventions appear to produce consistently greater reductions in pain than in other outcomes.

The available evidence from placebo-controlled trials shows only small to moderate treatment effects, over and above placebo, for many interventions that are currently used in the management of NSLBP. There seems to be a considerable scope for treatments for NSLBP to show large treatment effects but how this can be achieved is at present unclear.

Rheumatology key messages

- The average effects of treatments for NSLBP are not much greater than those of placebos.
- There is a considerable scope for large treatment effects to be demonstrated in trials of NSLBP.

Disclosure statement: The authors have declared no conflicts of interest.

Supplementary data

Supplementary data are available at *Rheumatology Online*.

References

- Maetzel A, Li L. The economic burden of low back pain: a review of studies published between 1996 and 2001. *Best Pract Res Clin Rheumatol* 2002;16:23–30.
- Walker B. The prevalence of low back pain: a systematic review of the literature from 1966 to 1998. *J Spinal Dis* 2000;13:205–17.
- Koes B, Van Tulder M, Thomas S. Diagnosis and treatment of low back pain. *Br Med J* 2006;332:1430–4.
- US Bureau of Labor Statistics. Case and demographic characteristics 2006: nonfatal occupational injuries and illnesses requiring days away from work.
- WorkCover NSW. New South Wales Workers Compensation Statistical Bulletin 2005/06.
- Pengel L, Herbert R, Maher C, Refshauge K. Acute low back pain: systematic review of its prognosis. *Br Med J* 2003;327:323–7.
- Schulz K, Chalmers I, Altman D. The landscape and lexicon of blinding in randomized trials. *Ann Intern Med* 2002;136:254–9.
- Jüni P, Altman G, Egger M. Assessing the quality of controlled clinical trials. *Br Med J* 2001;323:42–6.
- Kapchuk T. Intentional ignorance: a history of blind assessment and placebo controls in medicine. *Bull Hist Med* 1998;72:389–433.
- Wood L, Egger M, Gluud L *et al*. Empirical evidence of bias in treatment effect estimates in controlled trials with different interventions and outcomes: meta-epidemiological study. *Br Med J* 2008;336:601–5.
- Van Tulder M, Furlan A, Bombardier C, Bouter L. Updated method guidelines for systematic reviews in the Cochrane collaboration back review group. *Spine* 2003;28:1290–9.
- Maher CG, Sherrington C, Herbert R, Moseley A, Elkins M. Reliability of the PEDro scale for rating quality of randomized controlled trials. *Phys Ther* 2003;83:713–21.
- Higgins J, Green S, eds. *Cochrane handbook for systematic reviews of interventions* 4.2.6 [updated September 2006]. In: *The Cochrane Library*, Issue 4, 2006. Chichester, UK: John Wiley & Sons, Ltd.
- Furukawa T, Barbui C, Cipriani A, Brambilla P, Watanabe N. Imputing missing standard deviations in meta-analyses can provide accurate results. *J Clin Epidemiol* 2006;59:7–10.
- Muehlbacher M, Nickel M, Kettler C *et al*. Topiramate in treatment of patients with chronic low back pain: a randomized, double-blind, placebo-controlled study. *Clin J Pain* 2006;22:526–31.
- Bax L, Yu L, Ikeda N, Tsuruta N, Moons K. MIX: comprehensive free software for meta-analysis of causal research data - version 1.6. 2007.
- Van Tulder M, Becker A, Bekkering T *et al*. European guidelines for the management of acute nonspecific low back pain in primary care. *Eur Spine J* 2006;15:S169–91.
- Chou R, Qaseem A, Snow V *et al*. Diagnosis and treatment of low back pain: a joint clinical practice guideline from the American College of Physicians and the American Pain Society. *Ann Intern Med* 2007;147:478–91.
- Atkinson J, Slater M, Wahlgren D *et al*. Effects of noradrenergic and serotonergic antidepressants on chronic low back pain intensity. *Pain* 1999;83:137–45.
- Bergquist-Ullman M, Larsson U. Acute low back pain in industry. A controlled prospective study with special reference to therapy and confounding factors. *Acta Orthop Scand* 1977;170:1–117.
- Brinkhaus B, Witt C, Jena S *et al*. Acupuncture in patients with chronic low back pain. *Arch Intern Med* 2006;166:450–7.
- Brizzi A, Giusti A, Giachetti P, Stefanelli S, Provinciali L, Ceravolo M. A randomised controlled trial on the efficacy of hydroelectrophoresis in acute recurrences in chronic low back pain patients. *Eura Medicophy* 2004;40:303–9.
- Cherkin D, Deyo R, Battie M, Street J, Barlow W. A comparison of physical therapy, chiropractic manipulation, and provision of an educational booklet for the treatment of patients with low back pain. *N Engl J Med* 1998;339:1021–9.
- Faas A, Chavannes A, van Eijk J, Gubbels J. A randomized, placebo-controlled trial of exercise therapy in patients with acute low back pain. *Spine* 1993;18:1388–95.
- Geisser M, Wiggert E, Haig A, Colwell M. A randomized, controlled trial of manual therapy and specific adjuvant exercise for chronic low back pain. *Clin J Pain* 2005;21:463–70.
- Ginsberg F, Famaey J. A double-blind study of topical massage with Rado-Saili ointment in mechanical low-back pain. *J Int Med Res* 1987;15:148–53.
- Glaser J, Baltz M, Nietert P, Bensen C. Electrical muscle stimulation as an adjunct to exercise therapy in the treatment of nonacute low back pain. A randomized trial. *J Pain* 2001;2:295–300.
- Goldby L, Moore A, Doust J, Trew M. A randomized controlled trial investigating the efficiency of musculoskeletal physiotherapy on chronic low back disorder. *Spine* 2006;31:1083–93.
- Leibing E, Leonhardt U, Koster G *et al*. Acupuncture treatment of chronic low-back pain. A randomized, blinded, placebo-controlled trial with 9-month follow-up. *Pain* 2002;96:189–96.
- Licciardone J, Stoll S, Fulda K *et al*. Osteopathic manipulative treatment for chronic low back pain. A randomized controlled trial. *Spine* 2003;28:1355–62.
- Mendelson G, Selwood T, Kranz H, Loh T, Kidson M, Scott D. Acupuncture treatment of chronic back pain. A double-blind placebo-controlled trial. *Am J Med* 1983;74:49–55.
- Molsberger A, Mau J, Pawelec D, Winkler J. Does acupuncture improve the orthopedic management of chronic low back pain. A randomized, blinded, controlled trial with 3 months follow up. *Pain* 2002;99:579–87.
- Ongley M, Klein R, Dorman T, Eek B, Hubert L. A new approach to the treatment of chronic low back pain. *Lancet* 1987;330:143–6.
- Sator-Katzenschlager S, Scharbert G, Kozek-Langenecker S *et al*. The short- and long-term benefit in chronic low back pain through adjuvant electrical versus manual auricular acupuncture. *Anesth Analg* 2004;98:1359–64.
- Sherry E, Kitchener P, Smart R. A prospective randomized controlled study of VAX-D and TENS for the treatment of chronic low back pain. *Neurol Res* 2001;23:780–4.
- Snook S, Webster B, McGorry R, Fogleman M, McCann K. The reduction of chronic nonspecific low back pain through the control of early morning lumbar flexion. A randomized controlled trial. *Spine* 1998;23:2601–7.
- Triano J, McGregor M, Hondras M, Brennan P. Manipulative therapy versus education programs in chronic low back pain. *Spine* 1995;20:948–55.
- Waagen G, Haldeman S, Cook G, Lopez D, DeBoer K. Short term trial of chiropractic adjustments for the relief of chronic low back pain. *Manual Med* 1986;2:63–7.
- Weiner D, Rudy T, Glick R *et al*. Efficacy of percutaneous electrical nerve stimulation for the treatment of chronic low back pain in older adults. *J Am Geriatr Soc* 2003;51:599–608.
- Moore S, Shurman J. Combined neuromuscular electrical stimulation and transcutaneous electrical nerve stimulation for treatment of chronic back pain: a double-blind, repeated measures comparison. *Arch Phys Med Rehabil* 1997;78:55–60.
- Collacott E, Zimmerman J, White D, Rindone J. Bipolar permanent magnets for the treatment of chronic low back pain: a pilot study. *J Am Med Assoc* 2000;283:1322–5.
- Berry H, Bloom B, Hamilton E, Swinson D. Naproxen sodium, diflunisal, and placebo in the treatment of chronic back pain. *Ann Rheum Dis* 1982;41:129–32.
- Ghosh P, Taylor T, Meachin D. A double blind crossover trial of indomethacin, flurbiprofen and placebo in the management of lumbar spondylosis. *Curr Ther Res* 1981;30:318–26.
- Shabat S, Gefen T, Nyska M, Folman Y, Gepstein R. The effect of insoles on the incidence and severity of low back pain among workers whose job involves long-distance walking. *Eur Spine J* 2005;14:546–50.
- Fine P, Roberts W, Gillette R, Child T. Slowly developing placebo responses confound tests of intravenous phenolamine to determine mechanisms underlying idiopathic chronic low back pain. *Pain* 1994;56:235–42.
- Chapman S, Brena S. Learned helplessness and responses to nerve blocks in chronic low back pain patients. *Pain* 1982;14:355–64.
- Deyo R, Walsh N, Martin D, Schoenfeld L, Ramamurthy S. A controlled trial of transcutaneous electrical nerve stimulation (TENS) and exercise for chronic low back pain. *N Engl J Med* 1990;322:1627–34.
- Jarzem P, Harvey E, Arcaro N, Kaczorowski J. Transcutaneous electrical nerve stimulation [TENS] for short-term treatment of low back pain: randomized double blind crossover study of sham versus conventional TENS. *J Musculoskelet Pain* 2005;13:11–7.
- Bannwarth B, Allaert F, Avouac B, Rossignol M, Rozenberg S, Valat J. A randomized, double-blind, placebo controlled study of oral adenosine triphosphate in subacute low back pain. *J Rheumatol* 2005;32:1114–7.
- Carlsson C, Sjolund B. Acupuncture for chronic low back pain: a randomized placebo-controlled study with long-term follow-up. *Clin J Pain* 2001;17:296–305.
- Itoh K, Katsumi Y, Hirota S, Kitakoji H. Effects of trigger point acupuncture on chronic low back pain in elderly patients: a sham-controlled randomised trial. *Acupunct Med* 2006;24:5–12.
- Kerr D, Walsh D, Baxter D. Acupuncture in the management of chronic low back pain: a blinded randomized controlled trial. *Clin J Pain* 2003;19:364–70.
- Inoue M, Kitakoji H, Ishizaki N *et al*. Relief of low back pain immediately after acupuncture treatment: a randomised, placebo controlled trial. *Acupunct Med* 2006;24:103–8.
- Ruoff G, Rosenthal N, Jordan D, Karim R, Kamin M. Tramadol/acetaminophen combination tablets for the treatment of chronic lower back pain: a multicenter, randomized, double-blind, placebo-controlled outpatient study. *Clin Ther* 2003;25:1123–41.
- Peloso P, Fortin L, Beaulieu A, Kamin M, Rosenthal N. Analgesic efficacy and safety of tramadol/acetaminophen combination tablets (Ultracet) in treatment of chronic low back pain: a multicenter, outpatient, randomized, double blind, placebo controlled trial. *J Rheumatol* 2004;31:2454–63.
- Schnitzer T, Gray W, Paster R, Kamin M. Efficacy of tramadol in treatment of chronic low back pain. *J Rheumatol* 2000;27:772–8.
- Dickens C, Jayson M, Sutton C, Creed F. The relationship between pain and depression in a trial using paroxetine in sufferers of chronic low back pain. *Psychosomatics* 2000;41:490–9.
- Goodkin K, Gullion C, Agras W. A randomized, double-blind, placebo-controlled trial of trazodone hydrochloride in chronic low back pain syndrome. *J Clin Psychopharmacol* 1990;10:269–78.
- Atkinson J, Slater M, Williams R *et al*. A placebo-controlled randomized clinical trial of nortriptyline for chronic low back pain. *Pain* 1998;76:287–96.
- Katz J, Pennella-Vaughan J, Hetzel R, Kanazi G, Dworkin R. A randomized, placebo-controlled trial of bupropion sustained release in chronic low back pain. *J Pain* 2005;6:656–61.
- Chenard J, Marchand S, Charest J, Li J, Lavignolle B. Évaluation d'un traitement comportemental de la lombalgie chronique: l' 'école interactionnelle du dos'. *Science Comportement* 1991;21:225–39.
- Nicholas M, Wilson P, Goyen J. Comparison of cognitive-behavioral group treatment and an alternative non-psychological treatment for chronic low back pain. *Pain* 1992;48:339–47.
- Stuckey S, Jacobs A, Goldfarb J. EMG biofeedback training, relaxation training, and placebo for the relief of chronic back pain. *Percept Mot Skills* 1986;63:1023–36.
- Schnebel B, Simmons J. The use of oral colchicine for low-back pain. A double-blind study. *Spine* 1988;13:354–7.
- Topuz O, Ozfidan E, Ozgen M, Ardıc F. Efficacy of transcutaneous electrical nerve stimulation and percutaneous neuromodulation therapy in chronic low back pain. *J Back Musculoskelet Rehabil* 2004;17:127–33.

- 66 Hansen F, Bendix T, Skov P *et al.* Intensive, dynamic back-muscle exercises, conventional physiotherapy, or placebo-control treatment of low-back pain. A randomized, observer-blind trial. *Spine* 1993;18:98–108.
- 67 Preyde M. Effectiveness of massage therapy for subacute low-back pain: a randomized controlled trial. *Can Med Assoc J* 2000;162:1815–20.
- 68 Spratt K, Weinstein J, Lehmann T, Woody J, Sayre H. Efficacy of flexion and extension treatments incorporating braces for low-back pain patients with retrodisplacement, spondylolisthesis, or normal sagittal translation. *Spine* 1993;18:1839–49.
- 69 Carrette S, Marcoux S, Truchon R *et al.* A controlled trial of corticosteroid injections into facet joints for chronic low back pain. *N Engl J Med* 1991;325:1002–7.
- 70 Lilius G, Laasonen E, Myllynen P, Harilainen A, Salo L. Lumbar facet joint syndrome. Significance of non-organic signs. A randomized placebo-controlled clinical study. *Rev Chir Orthop Reparatrice Appar Mot* 1989;75:493–500.
- 71 Revel M, Poiradeau S, Auleley G *et al.* Capacity of the clinical picture to characterize low back pain relieved by facet joint anesthesia. Proposed criteria to identify patients with painful facet joints. *Spine* 1998;23:1972–6.
- 72 Nadler S, Steiner D, Erasala G, Hengehold D, Abeln S, Weingand K. Continuous low-level heatwrap therapy for treating acute nonspecific low back pain. *Arch Phys Med Rehabil* 2003;84:329–34.
- 73 Nadler S, Steiner D, Petty S, Erasala G, Hengehold D, Weingand K. Overnight use of continuous low-level heatwrap therapy for relief of low back pain. *Arch Phys Med Rehabil* 2003;84:335–42.
- 74 Chrubasik S, Junck N, Breitschwerdt H, Conrad C, Zappe H. Effectiveness of Harpagophytum extract WS 1531 in the treatment of exacerbation of low back pain: a randomized, placebo-controlled, double-blind study. *Eur J Anaesthesiol* 1999;16:118–29.
- 75 Chrubasik S, Eisenberg E, Balan E, Weinberger T, Luzzati R, Conrad C. Treatment of low back pain exacerbations with willow bark extract: a randomized double-blind study. *Am J Med* 2000;109:9–14.
- 76 Ketel W, Frerick H, Kuhn U, Schmidt U, Kuhlmann M, Bredehorst A. Capsicum pain plaster in chronic non-specific low back pain. *Arzneim-Forsch/Drug Res* 2001;51:896–903.
- 77 Frerick H, Ketel W, Kuhn U, Schmidt S, Bredehorst A, Kuhlmann M. Topical treatment of chronic low back pain with a capsicum plaster. *Pain* 2003;106:59–64.
- 78 Ginsberg F, Mingard P, Weber T. Double-blind study on anti-tissue immunoglobulin injections versus placebo in the treatment of acute lumbar pain with muscular spasms. *Int J Clin Pharmacol Res* 1987;7:401–5.
- 79 Gale G, Rothbart P, Li Y. Infrared therapy for chronic low back pain: a randomized, controlled trial. *Pain Res Manag* 2006;11:193–6.
- 80 Khot A, Bowditch M, Powell J, Sharp D. The use of intradiscal steroid therapy for lumbar spinal discogenic pain: a randomized controlled trial. *Spine* 2004;29:833–6.
- 81 Basford J, Sheffield C, Harnsen W. Laser therapy: a randomized, controlled trial of the effects of low-intensity Nd:YAG laser irradiation on musculoskeletal back pain. *Arch Phys Med Rehabil* 1999;80:647–52.
- 82 Klein R, Eek B. Low-energy laser treatment and exercise for chronic low back pain: double-blind controlled trial. *Arch Phys Med Rehabil* 1990;71:34–7.
- 83 Lee P, Kim Y, Lim Y *et al.* Efficacy of pulsed electromagnetic therapy for chronic low back pain: a randomized, double-blind, placebo-controlled study. *J Int Med Res* 2006;34:160–7.
- 84 Baratta RR. A double-blind study of cyclobenzaprine and placebo in the treatment of acute musculoskeletal conditions of the low back. *Curr Ther Res* 1982;32:646–52.
- 85 Berry H, Hutchinson D. A multicentre placebo-controlled study in general practice to evaluate the efficacy and safety of tizanidine in acute low-back pain. *J Int Med Res* 1988;16:75–82.
- 86 Ketenci A, Ozcan E, Karamursel S. Assessment of efficacy and psychomotor performances of thicocolchicoside and tizanidine in patients with acute low back pain. *Int J Clin Pract* 2005;59:764–70.
- 87 Marcel C, Rezvani Y, Revel M. Evaluation of thicocolchicoside as monotherapy in low back pain. Results of a randomized study versus placebo. *Presse Med* 1990;19:1133–6.
- 88 Tüzün F, Unalan H, Oner N *et al.* Multicenter, randomized, double-blinded, placebo-controlled trial of thicocolchicoside in acute low back pain. *Joint Bone Spine* 2003;70:356–61.
- 89 Berry H, Hutchinson D. Tizanidine and ibuprofen in acute low-back pain: results of a double-blind multicentre study in general practice. *J Int Med Res* 1988;16:83–91.
- 90 Dapas F, Hartman S, Martinez L *et al.* Baclofen for the treatment of acute low-back syndrome. A double-blind comparison with placebo. *Spine* 1985;10:345–9.
- 91 Hoiris K, Pfeleger B, McDuffie F *et al.* A randomized clinical trial comparing chiropractic adjustments to muscle relaxants for subacute low back pain. *J Manipulative Physiol Ther* 2004;27:388–98.
- 92 Arbus L, Fajadet B, Aubert D, Morre M, Goldberger E. Activity of tetrazepam (Myolastan) in low back pain. A double-blind trial v. placebo. *Clin Trials J* 1990;27:258–67.
- 93 Kovacs F, Abaira V, Pozo F *et al.* Local and remote sustained trigger point therapy for exacerbations of chronic low back pain: a randomized, double-blind, controlled, multicenter trial. *Spine* 1997;22:786–97.
- 94 Schrader JL. A double-blind randomized placebo controlled trial of magnesium oxide for alleviation of chronic low back pain. Master's Thesis. Uniformed Services University of the Health Sciences, 1999.
- 95 Babej-Dolle R, Freytag S, Eckmeyer J *et al.* Parenteral dipyrone versus diclofenac and placebo in patients with acute lumbago or sciatic pain: randomized observer-blind multicenter study. *Int J Clin Pharmacol Ther* 1994;32:204–9.
- 96 Dreiser R, Marty M, Ionescu E, Gold M, Liu J. Relief of acute low back pain with diclofenac-K 12.5 mg tablets: a flexible dose, ibuprofen 200 mg and placebo-controlled clinical trial. *Int J Clin Pharmacol Ther* 2003;41:375–85.
- 97 Szpalski M, Hayez J. Objective functional assessment of the efficacy of tenoxicam in the treatment of acute low back pain. A double-blind placebo-controlled study. *Br J Rheumatol* 1994;33:74–8.
- 98 Birbara C, Puopolo A, Munoz D *et al.* Treatment of chronic low back pain with etoricoxib, a new cyclo-oxygenase-2 selective inhibitor: improvement in pain and disability: a randomized, placebo-controlled, 3-month trial. *J Pain* 2003;4:307–15.
- 99 Coats T, Borenstein D, Nangia N, Brown M. Effects of valdecoxib in the treatment of chronic low back pain: results of a randomized, placebo-controlled trial. *Clin Ther* 2004;26:1249–60.
- 100 Katz N, Ju W, Krupa D *et al.* Efficacy and safety of rofecoxib in patients with chronic low back pain: results from two 4-week, randomized, placebo-controlled, parallel-group, double-blind trials. *Spine* 2003;28:851–8.
- 101 Pallay R, Seger W, Adler J *et al.* Etoricoxib reduced pain and disability and improved quality of life in patients with chronic low back pain: a 3 month, randomized, controlled trial. *Scand J Rheumatol* 2004;33:257–66.
- 102 Barendse G, van der Berg S, Kessels A, Weber W, van Kleef M. Randomized controlled trial of percutaneous intradiscal radiofrequency thermocoagulation for chronic discogenic back pain. *Spine* 2001;26:287–92.
- 103 Pauza K, Howell S, Dreyfuss P, Pelozo J, Dawson K, Bogduk N. A randomized, placebo-controlled trial of intradiscal electrothermal therapy for the treatment of discogenic low back pain. *Spine* 2004;4:27–35.
- 104 Freeman B, Fraser R, Cain C, Hall D, Chapple D. Intradiscal electrothermal therapy versus placebo for the treatment of chronic discogenic low back pain. *Spine* 2005;30:2369–77.
- 105 Dechow E, Davies R, Carr A, Thompson P. A randomized, double-blind, placebo-controlled trial of sclerosing injections in patients with chronic low back pain. *Rheumatology* 1999;38:1255–9.
- 106 Yelland M, Glasziou P, Bogduk N, Schuluter P, McKernon M. Prolotherapy injections, saline injections, and exercises for chronic low-back pain: a randomized trial. *Spine* 2003;29:9–16.
- 107 Klein R, Eek B, DeLong B, Mooney V. A randomized double-blind trial of dextro-glycerine-phenol injections for chronic, low back pain. *J Spinal Dis* 1993;6:23–33.
- 108 van Wijk R, Geurts J, Wynne H *et al.* Radiofrequency denervation of lumbar facet joints in the treatment of chronic low back pain. A randomized, double-blind, sham lesion-controlled trial. *Clin J Pain* 2005;21:335–44.
- 109 Leclaire R, Lambert R, Bergeron Y, Rossignol M. Radiofrequency facet joint denervation in the treatment of low back pain. A placebo-controlled clinical trial to assess efficacy. *Spine* 2001;26:1411–7.
- 110 van Kleef M, Barendse G, Kessels A, Voets H, Weber W, de Lange S. Randomized trial of radiofrequency lumbar facet denervation for chronic low back pain. *Spine* 1999;24:1937–42.
- 111 Gallagher J, di Vadi P, Wedley J *et al.* Radiofrequency facet joint denervation in the treatment of low back pain: a prospective controlled double-blind study to assess its efficacy. *Pain Clin* 1994;7:193–8.
- 112 Hackenberg L, Schafer U, Micke O, Liljenqvist U. Radiotherapy for pain in chronic, degenerative low back pain syndrome: results of a prospective randomized study. *Z Orthop Ihre Grenzgeb* 2001;139:294–7.
- 113 Gibson T, Grahame R, Harkness J, Woo P, Blagrove P, Hills R. Controlled comparison of short-wave diathermy treatment with osteopathic treatment in non-specific low back pain. *Lancet* 1985;1:1258–61.
- 114 Wreje U, Nordgren B, Aberg H. Treatment of pelvic joint dysfunction in primary care - a controlled study. *Scand J Prim Health Care* 1992;10:310–5.
- 115 Sanders G, Reinert O, Tepe R, Maloney P. Chiropractic adjustive manipulation on subjects with acute low back pain: visual analog pain scores and plasma beta-endorphin levels. *J Manipulative Physiol Ther* 1990;13:391–5.
- 116 Goodsell M, Lee M, Latimer J. Short-term effects of lumbar posteroanterior mobilization in individuals with low-back pain. *J Manipulative Physiol Ther* 2000;23:332–42.
- 117 Schäfer A, Hall T, Hardt S, Wallin L. Unmittelbare Effekte von Mulligans Bent-leg-raise-technik in einer Population mit Kreuzschmerzen. *Man Ther* 2005;9:180–5.
- 118 Brena SF, Wolf SL, Chapman SL, Hammonds WD. Chronic back pain: electromyographic, motion and behavioral assessments following sympathetic nerve blocks and placebos. *Pain* 1980;8:1–10.
- 119 Beurskens A, de Vet H, Koke A *et al.* Efficacy of traction for non-specific low back pain: a randomised clinical trial. *Lancet* 1995;346:1596–600.
- 120 Bertalanffy A, Kober A, Bertalanffy P *et al.* Transcutaneous electrical nerve stimulation reduces acute low back pain during emergency transport. *Acad Emerg Med* 2005;12:607–11.
- 121 Herman E, Williams R, Stratford P, Fargas-Babjak A, Trott M. A randomized controlled trial of transcutaneous electrical nerve stimulation (CODETRON) to determine its benefits in a rehabilitation program for acute occupational low back pain. *Spine* 1994;19:561–8.
- 122 Cheing G, Hui-Chan C. Transcutaneous electrical nerve stimulation: nonparallel antinociceptive effects on chronic clinical pain and acute experimental pain. *Arch Phys Med Rehabil* 1999;80:305–12.
- 123 Mauro G, Martorana U, Cataldo P, Brancato G. Vitamin B12 in low back pain: a randomised, double-blind, placebo-controlled study. *Eur Rev Med Pharmacol Sci* 2000;4:53–8.
- 124 Machado L, Kamper S, Herbert R, Maher C, McAuley J. Imperfect placebos are common in low back pain trials: a systematic review of the literature. *Eur Spine J* 2008;17:889–904.
- 125 Ferreira ML, Ferreira PH, Latimer J, Herbert R, Maher CG. Does spinal manipulative therapy help people with chronic low back pain? *Aust J Physiother* 2002;48:277–84.

- 126 Keller A, Hayden J, Bomardier C, Van Tulder M. Effect sizes of non-surgical treatments of non-specific low-back pain. *Eur Spine J* 2007;16:1776–88.
- 127 Hancock M, Maher C, Latimer J, McAuley J. Selecting an appropriate placebo for a trial of spinal manipulative therapy. *Aust J Physiother* 2006;52:135–8.
- 128 Leboeuf-Yde C, Lauritsen J, Lauritzen T. Why has the search for causes of low back pain largely been nonconclusive? *Spine* 1997;22:877–81.
- 129 Kent P, Keating J. Do primary-care clinicians think that nonspecific low back pain is one condition? *Spine* 2004;29:1022–31.
- 130 Brennan G, Fritz J, Hunter S, Thackeray A, Delitto A, Erhard R. Identifying subgroups of patients with acute/subacute 'nonspecific' low back pain. Results of a randomized clinical trial. *Spine* 2006;31:623–31.
- 131 Childs J, Fritz J, Flynn T *et al*. A clinical prediction rule to identify patients with low back pain most likely to benefit from spinal manipulation: a validation study. *Ann Intern Med* 2004;141:920–8.
- 132 Fritz JM, Delitto A, Erhard RE. Comparison of classification-based physical therapy with therapy based on clinical practice guidelines for patients with acute low back pain: a randomized clinical trial. *Spine* 2003;28:1363–72.
- 133 Underwood M, Morton V, Farrin A. on behalf of the UK BEAM trial team. Do baseline characteristics predict response to treatment for low back pain? Secondary analysis of the UK BEAM dataset. *Rheumatology* 2007;46:1297–302.
- 134 Hancock M, Maher C, Latimer J, Herbert R, McAuley J. Independent evaluation of a clinical prediction rule for spinal manipulative therapy: a randomised controlled trial. *Eur Spine J* 2008;17:936–43.
- 135 Hayden J, van Tulder M, Malmivaara A, Koes B. Meta-analysis: exercise therapy for nonspecific low back pain. *Ann Intern Med* 2005;142:765–75.
- 136 Chou R, Huffman L. Medications for acute and chronic low back pain: a review of the evidence for an American Pain Society/American College of Physicians clinical practice guideline. *Ann Intern Med* 2007;147:505–14.
- 137 Chou R, Huffman L. Nonpharmacologic therapies for acute and chronic low back pain: a review of the evidence for an American Pain Society/American College of Physicians clinical practice guideline. *Ann Intern Med* 2007;147:492–504.
- 138 Verbeek J, Sengers M, Riemens L, Haafkens J. Patient expectations of treatment for back pain. A systematic review of qualitative and quantitative studies. *Spine* 2004;29:2309–18.